

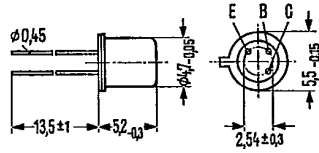
NPN Silicon Planar Transistors

2 N 2221 A
2 N 2222 A

SIEMENS AKTIENGESELLSCHAFT. D T-35-19

2 N 2221 A, and 2 N 2222 A are epitaxial NPN silicon planar transistors in TO 18 case (18 A 3 DIN 41876). The collector is electrically connected to the case. The transistors are particularly suitable for use as high-speed switches.

Type	Ordering code
2 N 2221 A	Q62702-F414
2 N 2222 A	Q62702-S122



Approx. weight 0.3 g Dimensions in mm

Maximum ratings

	2 N 2221 A	2 N 2222 A
Collector-emitter voltage	V_{CEO} 40	V
Collector-base voltage	V_{CBO} 75	V
Emitter-base voltage	V_{EBO} 6	V
Collector current	I_C 0.8	A
Junction temperature	T_j 175	°C
Storage temperature range	T_{stg} -65 to +200	°C
Total power dissipation ($T_{amb} = 25\text{ °C}$)	P_{tot} 0.5	W
Total power dissipation ($T_{case} = 25\text{ °C}$)	P_{tot} 1.8	W

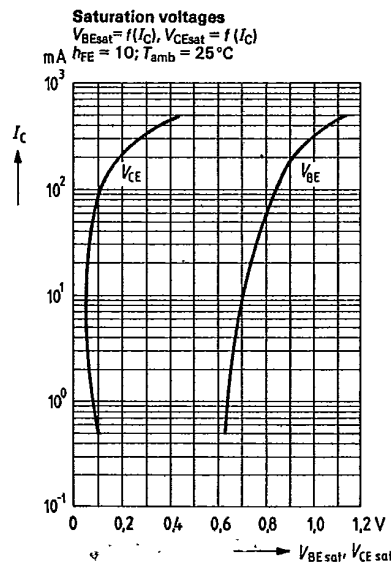
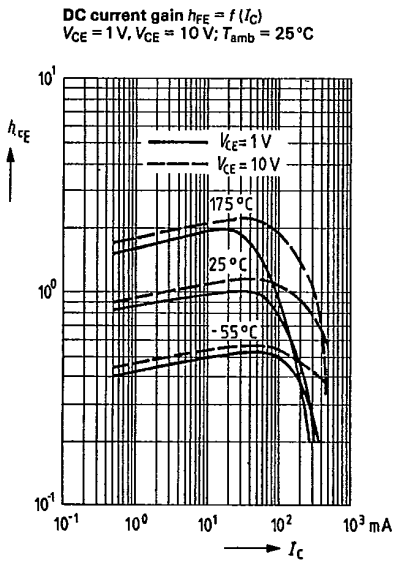
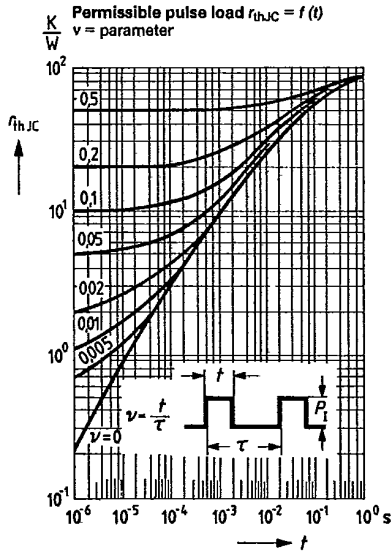
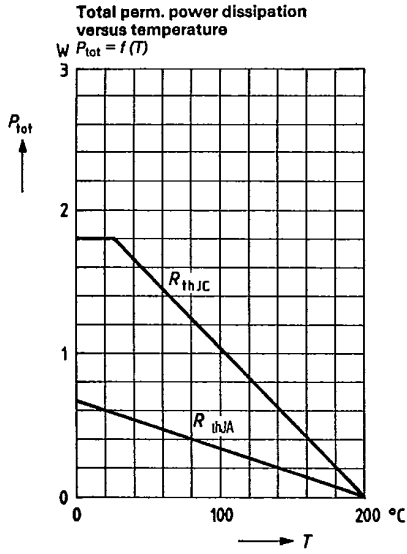
Thermal resistance

Junction to ambient air	R_{thJA}	≤ 300	K/W
Junction to case	R_{thJC}	≤ 83	K/W

SIEMENS AKTIENGESELLSCHAFT

Static characteristics ($T_{amb} = 25\text{ }^{\circ}\text{C}$)		2 N 2221 A	2 N 2222 A	
Collector-base breakdown voltage ($I_C = 10\text{ }\mu\text{A}$)	$V_{(BR)CBO}$	> 75	> 75	V
Collector-emitter breakdown voltage ($I_C = 10\text{ mA}$)	$V_{(BR)CEO}$	> 40	> 40	V
Emitter-base breakdown voltage ($I_E = 10\text{ }\mu\text{A}$)	$V_{(BR)EBO}$	> 6	> 6	V
Collector-emitter saturation voltage ($I_B = 15\text{ mA}; I_C = 150\text{ mA}$)	V_{CEsat}	< 0.3	< 0.3	V
($I_B = 50\text{ mA}; I_C = 500\text{ mA}$)	V_{CEsat}	< 1	< 1	V
Base-emitter saturation voltage ($I_C = 150\text{ mA}; I_B = 15\text{ mA}$)	V_{BEsat}	< 1.2	< 1.2	V
($I_C = 500\text{ mA}; I_B = 50\text{ mA}$)	V_{BEsat}	< 2	< 2	V
Emitter cutoff current ($V_{EB} = 3\text{ V}$)	I_{EBO}	< 10	< 10	nA
Collector-cutoff current ($V_{CB} = 60\text{ V}$)	I_{CBO}	< 10	< 10	nA
($V_{CB} = 60\text{ V}; T_{amb} = 150\text{ }^{\circ}\text{C}$)	I_{CBO}	< 10	< 10	μA
DC current gain ($V_{CE} = 10\text{ V}; I_C = 0.1\text{ mA}$)	h_{FE}	> 20	> 35	-
($V_{CE} = 10\text{ V}; I_C = 1\text{ mA}$)	h_{FE}	> 25	> 50	-
($V_{CE} = 10\text{ V}; I_C = 10\text{ mA}$)	h_{FE}	> 35	> 75	-
($V_{CE} = 10\text{ V}; I_C = 150\text{ mA}$)	h_{FE}	40 to 120	100 to 300	-
($V_{CE} = 10\text{ V}; I_C = 500\text{ mA}$)	h_{FE}	> 25	> 40	-
($V_{CE} = 1\text{ V}; I_C = 150\text{ mA}$)	h_{FE}	> 20	> 50	-
Dynamic characteristics ($T_{amb} = 25\text{ }^{\circ}\text{C}$)				
Collector base capacitance ($V_{CB} = 10\text{ V}; f = 100\text{ kHz}$)	C_{CBO}	< 8	< 8	pF
Transition frequency ($V_{CE} = 20\text{ V}; I_C = 20\text{ mA}; f = 100\text{ MHz}$)	f_T	> 250	> 300	MHz
Switching times: ($V_{CC} = 20\text{ V}; I_C = 150\text{ mA}; I_{B1}\text{ approx. } I_{B2}\text{ approx. } 15\text{ mA}$)				
Delay time	t_d	< 10	< 10	ns
Rise time	t_r	< 25	< 25	ns
Storage time	t_s	< 225	< 225	ns
Fall time	t_f	< 60	< 60	ns

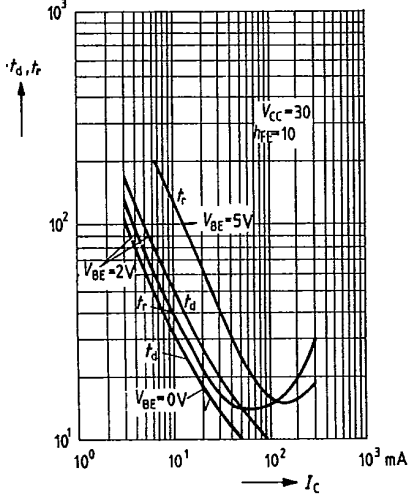
- SIEMENS AKTIENGESELLSCHAFT



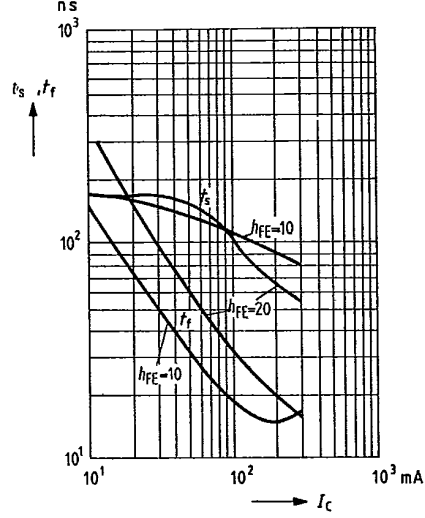
- 2 N 2220
- 2 N 2221
- 2 N 2222
- 2 N 2221 A
- 2 N 2222 A

— SIEMENS AKTIENGESELLSCHAFT —

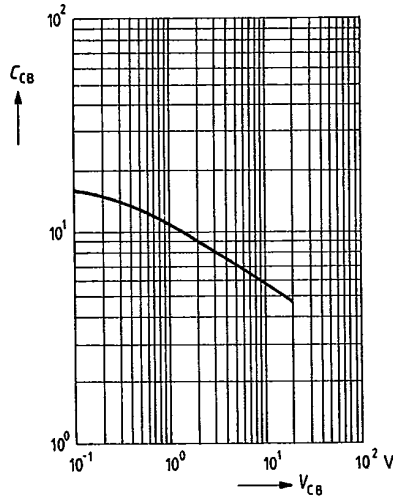
Turn-on time $t_{on} = f(I_C)$
 $h_{FE} = 10; T_{amb} = 25^\circ C; V_{CC} = 30 V$
 $V_{BE} = \text{parameter}$



Storage time $t_s = f(I_C)$
Fall time $t_f = f(I_C); T_{amb} = 25^\circ C$



Collector-base capacitance
 $C_{CB} = f(V_{CB}); T_{amb} = 25^\circ C$



Transition frequency $f_T = f(I_C)$
 $V_{CE} = 20 V, T_{amb} = 25^\circ C$

